



Replace the UV LED SOP


1. Remove 4 *M 3 screws




2. Remove mainboard





3. Remove 2 fans



4. Remove 2 *M 2 screwS



5. Remove the L ED heat-sinking , then replace the UV LED ;



405 L ED

6. Re-assemble again according to the 5 steps